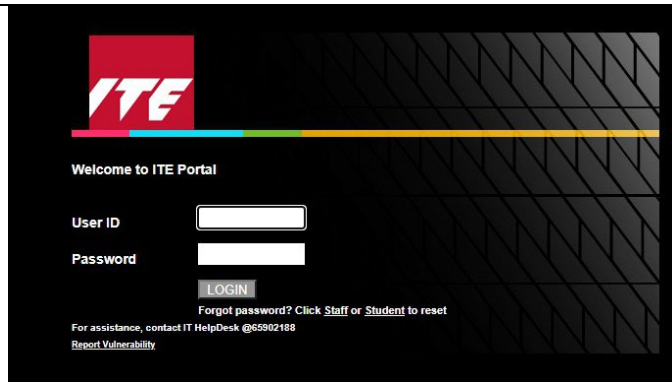


Step By Step Guide on Applying for Bursary/Financial Assistance

Step 1: Click Student Login and log in to ITE Portal



Step 2: Click on iStudent icon

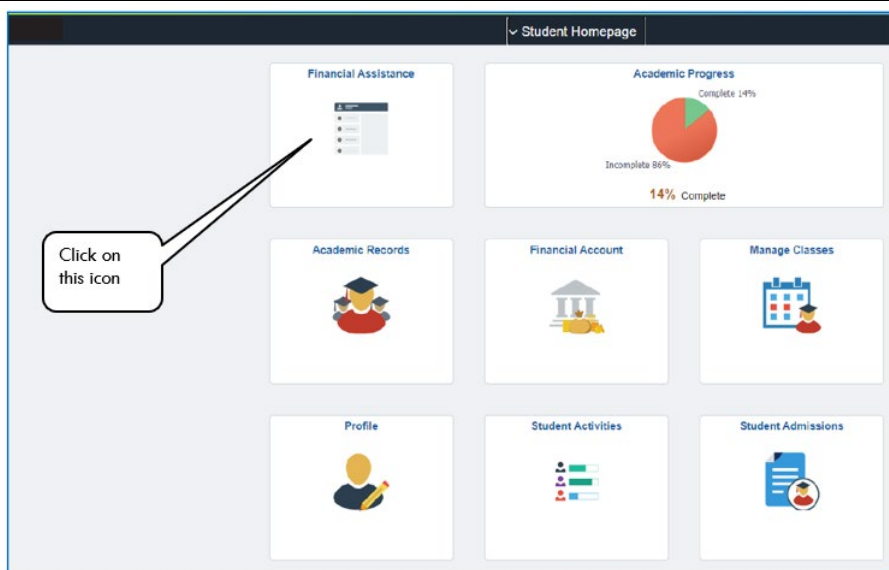
ACCESSING ISTUDENT – VIA MYITE

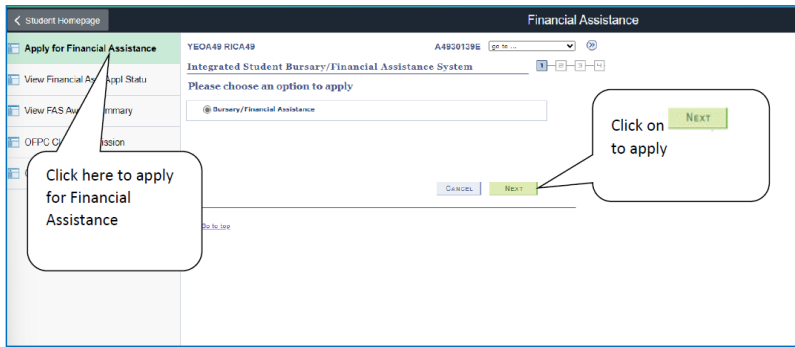


1. Log in to myITE
2. Click on "iStudent" icon
3. Click on "Student Centre" icon – Student will be brought to the iStudent Student Home page

Step 3: Click on Student Centre icon

Step 4: Click on Financial Assistance icon





Step 5: Select Bursary/Financial Assistance and click “Next”

1. Read Instructions

- ITE will assess students' eligibility for bursary/financial assistance using the government's Household Means Eligibility System (HOMES). The means-tested income data from HOMES covers employment and trade income. Students will only need to apply with NRICs and income documents if your family has other taxable income, such as rental, dividends, investment income in the IRAS Notice of Assessment (NOA).
- Under the "Declaration of Other Sources of Income" section in the next page, please select "Yes" or "No" to declare if your family (at least one household member) has other sources of income which are taxable (e.g. rental income, dividends, and investment income).
 - If your selection is "No", ITE will use the means-tested income data from HOMES to determine your eligibility for the awards. You do not need to submit NRICs and income documents of your family members.
 - If your selection is "Yes", you will need to submit NRICs and income documents of your family members for your College to process your application.
- Financial assistance includes subsidy for purchase of IT devices from the Opportunity Fund (OF). Eligible students (those meeting income criteria for the government's Higher Education Community Bursary and have not benefited from the OF for purchase of IT devices in the past 3 years) will be notified via e-mail.
- Please register your NRIC number to PayNow of your preferred bank account, if you have not done so. The award will be paid to your bank account if approved.

CANCEL NEXT

Step 6: Read instructions on how to complete the form and click “Next”

Application for: Bursary/Financial Assistance

Career ITE Education
 Program & Plan HNitec Mechatronics Engg - HNitec Mechatronic Engineering
 Admit Term 2025 April
 Campus ITE College West
 Student Block RH2504B
 Citizenship Status Singapore Citizen Marital Status Single
 Mobile 11111111
 Email Address abc@ite.edu.sg

Details of other Scholarships or Financial Assistance

Please specify the details of scholarship, sponsorship, loans or financial assistance from ITE or other external sources you are applying or are in receipt of.

Award/Scholarship Received	Award Type	Year of Award	Award Amount	Awarded by	Status
1 ITE Community Scholarship	Scholarshi	2025		PA	In-receipt
2					

ADD AWARD/SCHOLARSHIP

Declaration of Other Sources of Income

Does your family have other sources of income (e.g. rental income) to declare? Family refers to all members sharing the same address as you as reflected on the NRIC. Yes No

Step 7: Click “Yes” or “No” to declare if your family has other sources of income. If “Yes” is selected, proceed to **Step 8 and 9**. If “No” is selected, proceed to **Step 11**.

Particulars of Family Members

Marital Status as of Appl:

Please enter particulars of yourself and all your family members who share the same address as you (as reflected on the NRIC). You can login to HOMES platform at <https://www.homes.gov.sg/eservice> to view and confirm the household member included.

Relationship to Applicant	Name of Family Member	NRIC	Age	Occupation/School	Marital Status	Gross Monthly Income (see Note 1)	Other Sources of Income (see Note 2)	Total Gross Monthly Income (S\$)
1 Self	CHIC41	T1600544J	26	Part-Time Deliv	Single	600.00	0.00	600
2 Father	TANCK	S1002233A	60	Taxi Driver	Divorced	2,000.00	0.00	2000
3 Grandmoth	LIM LILY	S0011244Z	80	Housewife	Widowed	0.00	0.00	

Notes:

- Gross Monthly Income refers to all employment/trade income, including bonuses and allowances (e.g. for overtime, transport, laundry) and employee's CPF contribution. Gross monthly income will be based on average of 12 months' income.
- Other Sources of Income which are included in the Income Tax Notice of Assessment (NOA) e.g. rental income, dividends and investment income. Other Sources of Income will also be based on average of 12 months' income. Please note that this excludes income such as National Service allowance earned by National Servicemen, alimony payments, bank interest from saving accounts and CPF payouts from Retirement Account that are not taxable.

ADD A FAMILY MEMBER

Step 8: Fill in particulars of yourself and all your family members who share the same address as you (as reflected on the NRIC).

Supporting Documents

Please upload the following documents, in pdf or jpg format, for each family member:

- CPF contribution history statement* for the past 12 months (for employed, unemployed persons).
- Latest Income Tax Notice of Assessment* (NOA) (for employed, unemployed and self-employed persons).
- Latest payslip or Letter from employer indicating the latest gross monthly income.
- NRIC
- National Servicemen military identity card (for family member who is National Servicemen).

* CPF contribution history statements from CPF board and NOA from IRAS must be downloaded via Singpass in PDF format and upload to the bursary application. Do note that the submitted documents must NOT be password protected.

Alternatively, you may submit the required documents to your College's Student Services Centre.

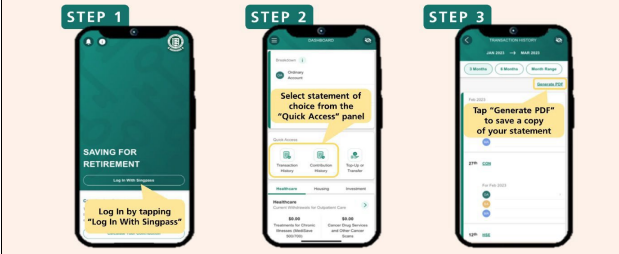
Family	NRIC	Attached File	Upload
1			Upload <input type="button" value="Upload"/>

Step 9: Attach income documents of the family members or submit hard copy of the income documents to your College Student Services Centre.

Please refer to **Step 10** on how to download digital CPF statements using the CPF Mobile App.

Go to **Step 11** after attaching all required documents.

View and save a copy of your statements via the CPF Mobile App



Step 10: View and save a pdf copy of CPF Contribution History. Please do not submit hardcopy statement.

I declare that all information and declarations provided by me in this application and in any supporting document attached is correct and true. A false information may constitute a criminal offence punishable under Section 182 of the Penal Code 1871 and the punishment for such an offence is imprisonment for up to two years or a fine, or both.

I acknowledge, understand, and accept that if any of the information or declarations provided by me in this application or in any supporting document is found to be false or incorrect:

- any offer of financial aid offered pursuant to this application may be withdrawn by ITE in its sole and absolute discretion;
- ITE shall be entitled to recover from me any amount of financial aid disbursed pursuant to this application as a debt immediately due and payable on demand; and
- I may be subject to disciplinary proceedings or any disciplinary actions as decided by ITE.

I consent that the data be shared with the donor for the purpose of rendering me or assessing my eligibility for financial or other assistance in future occasions; or for research studies or for any other purpose prescribed or permitted under Singapore law.

I have not received any government bursaries from any other institutions for the same academic year.

Step 11: Check the declaration and click "CONFIRM"

Step 12: Acknowledgement Slip will be created. Click on "Finish" to complete the application.

Application for: Bursary/Financial Assistance

Acknowledgement Slip

Application Number: 393774 12/03/26 12:21:50PM

Career: ITE Education

Program & Plan: HITEC Mechatronics Engg - HITEC Mechatronic Engineering

Admit Term: 2023 April

Campus: ITE College West

Student Block: BK2504B

Marital Status: Single

Mobile: 11111111

Email Address: abc@ite.edu.sg

Details of other Scholarships or Financial Assistance

Please specify the details of scholarship, sponsorship, loans or financial assistance from ITE or other external sources you are applying or are in receipt of.

Award/Scholarship Received	Award Type	Year of Award	Award Amount	Awarded by	Status
1 ITE Community Scholarship	Scholarshi	2025		PA	In-receipt

Particulars of Family Members

Marital Status as of Appl: Single

Please enter particulars of yourself and all your family members who share the same address as you (as reflected on the NRIC). You can login to HOMES platform at <https://homes.homes.gov.sg/service> to view and confirm the household member included.

Relationship to Applicant	Name of Family Member	NRIC	Age	Occupation/School	Marital Status	Gross Monthly Income (See Note 1)	Other Sources of Income (See Note 2)	Total Gross Monthly Income (S\$)
1 Self	CHIC41	T16005443	26	Part-Time Delivery Rider	Single	600.00	0.00	600
2 Father	TANCK	S1002233A	60	Taxi Driver	Divorced	2,000.00	0.00	2000
3 Grandmother	LIM LILY	S0011244Z	80	Housewife	Widowed	0.00	0.00	0

Notes:

- Gross Monthly Income refers to all employment/trade income, including bonuses and allowances (e.g. for overtime, transport, laundry) and employee's CPF contribution. Gross monthly income will be based on average of 12 months' income.
- Other Sources of Income which are included in the Income Tax Notice of Assessment (NOA) e.g. rental income, dividends and investment income. Other Sources of Income will also be based on average of 12 months' income. Please note that this excludes income such as National Service allowance earned by National Servicemen, alimony payments, bank interest from saving accounts and CPF payouts from Retirement Account that are not taxable.

Supporting Documents

Please upload the following documents, in pdf or jpg format, for each family member:

- CPF contribution history statement* for the past 12 months (for employed, unemployed persons).
- Latest Income Tax Notice of Assessment* (NOA) (for employed, unemployed and self-employed persons).
- Latest payslip or Letter from employer indicating the latest gross monthly income.
- NRIC
- National Servicemen military identity card (for family member who is National Servicemen).

* CPF contribution history statements from CPF board and NOA from IRAS must be downloaded via Singpass in PDF format and upload to the bursary application. Do note that the submitted documents must NOT be password protected.

Alternatively, you may submit the required documents to your College's Student Services Centre.

Family	NRIC	Attached File
1		

Important: Please read:

- You will receive email notifications if you are awarded:
 - Government Bursary. The Bursary is processed 4 times a year, in Feb, Jun, Sep and Nov.
 - Opportunity Fund (OF) for the purchase of IT device.
- You may Login to MyITE via ITE HOME page to view the status of your application. Please approach your College Student Services Department if you need further assistance.
- Please register your NRIC number to PayNow of your preferred bank account. The award will be paid to your bank account if approved.

Location of Student Services Centre

College Central: Block A Level 3 Student and Career Service Centre

College East: Student Services Centre Administration Block, #01-03 (Beside Customer & Visitor Centre)

College West: Block 3 Level 2 Student Service Centre

How to Check Your Financial Assistance Status?

ITE

Welcome to ITE Portal

User ID

Password


Forgot password? Click Staff or Student to reset

For assistance, contact IT HelpDesk @65902488

[Report Vulnerability](#)

Step 1: Click Student Login and log in to ITE Portal

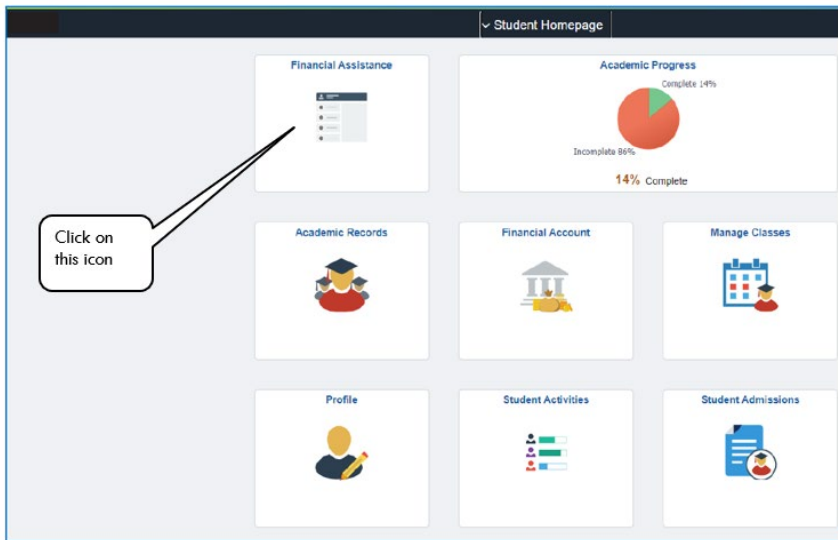
ACCESSING ISTUDENT – VIA MYITE



1. Log in to **myITE**
2. Click on **"iStudent"** icon
3. Click on **"Student Centre"** icon – Student will be brought to the iStudent Student Home page

Step 2: Click on iStudent icon

Step 3: Click on Student Centre icon



Step 4: Click on Financial Assistance icon

Financial Assistance

[Apply for Financial Assistance](#) JENC71 C7128710A go to ...

Integrated Student Bursary/Financial Assistance System

Please choose an option to apply

Bursary/Financial Assistance

[Go to top](#)

Step 5: Click on either:
"View Financial Assistance Application Status"
or "View FAS Award Summary"